

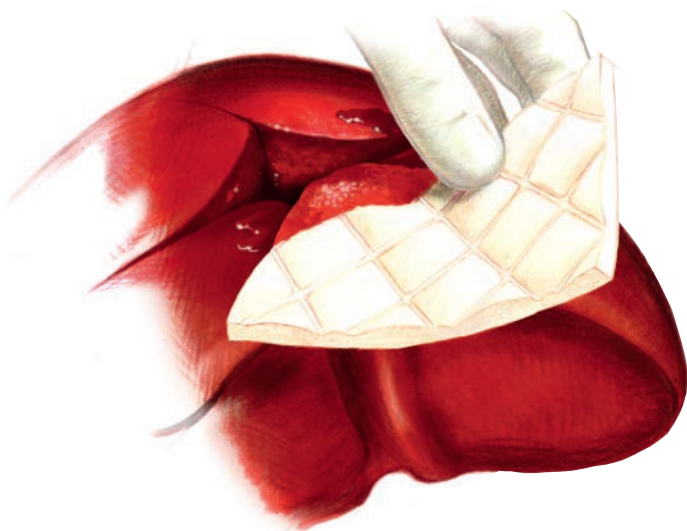


# Sangustop<sup>®</sup>

YOUR CHOICE IN HEMOSTASIS

# Sangustop<sup>®</sup>

YOUR CHOICE IN HEMOSTASIS



Based upon decades of experience in producing efficacious hemostats, B. Braun has developed a collagen hemostat: Sangustop<sup>®</sup>.

Sangustop<sup>®</sup> is specially indicated for local hemostasis of bleeding of parenchymal organs and diffuse oozing hemorrhages.


## VERSATILITY

### A new choice for bleeding treatment

- Efficient Hemostasis (1-4)
- Cost efficient (2)
- Absorbed in 3 weeks (5-7)
- Excellent biocompatibility (7)
- Can be easily used in open and minimally invasive surgery (3)

## HIGH DENSITY COLLAGEN

- Sangustop® is made of high density bovine collagen fibres, which give the product a microporous structure.




- Collagen is a well-known initiator of platelet aggregation and thus an accelerator of hemostasis (2-4).
- Collagen is a biocompatible material that can be absorbed by the body within approximately 3 weeks as a result of phagocytosis and enzymatic degradation (5, 6).

## EFFICACY

### Esscaliver Study:

Comparison of the efficacy and safety of Sangustop® as haemostatic agent versus a carrier-bound fibrin sealant during liver resection (TachoSil®) (3)

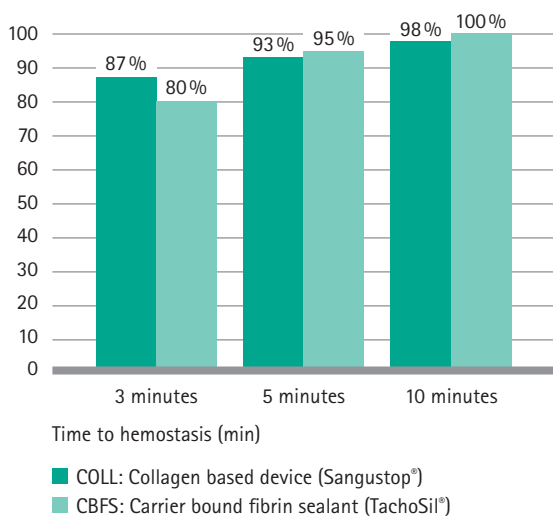
- Prospective, randomized, multicenter, non inferiority study.
- Evaluation of the haemostatic effect (after 3, 5 and 10 minutes) and the safety of the collagen haemostatic agent Sangustop® compared to a carrierbound fibrin sealant (TachoSil®) during liver resection.
- N = 127 patients (62 Sangustop®, 65 TachoSil®)



Suggested use of Sangustop® in minimally invasive surgery (MIS)

### Effectiveness:

Percentage of patients (%) where haemostasis has been achieved



### Safety:

The rate of adverse events was comparable in both study arms. Concerning bile leakages and biliomas no significant differences between both treatment groups were determined.

» Sangustop® has shown the same effectiveness and safety compared to the carrier-bound fibrin sealant (TachoSil®). In addition it is a cost-effective hemostat (2), that offers an easy handling in open surgery and MIS procedures (3).




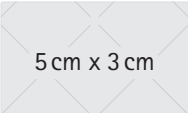
## EASY HANDLING

### Easy handling in Open and MIS surgery (3):

- Ready to use approach:  
no need for pretreatment steps
- Excellent adhesion to bleeding surfaces (2):  
just apply light pressure onto the wound
- Both sides equally active:  
simple positioning of the product
- Adaptable to any type of structure:  
from plain surfaces to anastomoses
- Very easy to use in minimal invasive surgery:  
Sangustop® maintains consistency after being introduced through the trocar

# Sangustop<sup>®</sup>

## ORDERING INFORMATION

Sizes	Art. No.	Contents
 8 cm x 5 cm	1069400	1 piece
	1069550	2 pieces
	1069500	4 pieces
 5 cm x 3 cm	1069600	4 pieces

## REFERENCES

- (1) Santhosh Kumar MP. Local hemostatic agents in the management of bleeding in oral surgery. *Asian Journal of Pharmaceutical and Clinical Research*. 2016;9:3.
- (2) Qerimi B, Baumann P, Husing J, Knaebel HP, Schumacher H. Collagen hemostat significantly reduces time to hemostasis compared with cellulose: COBBANA, a single-center, randomized trial. *Am J Surg*. 2013;205(6):636-41.
- (3) Moench C, Mihaljevic AL, Hermanutz V, Thasler WE, Suna K, Diener MK, Seehofer D, Mischinger HJ, Jansen-Winkeln B, Knaebel HP, Bechstein WO. Randomized controlled multicenter trial on the effectiveness of the collagen hemostat Sangustop compared with a carrier-bound fibrin sealant during liver resection (ESSCALIVER study, NCT00918619). *Langenbecks Arch Surg*. 2014;399:725-33.
- (4) Fontana T, Silvestri V, Falco N, Venturelli P, Licari L, De Marco P, Gulotta E, Gulotta L, Cocorullo G. Fibrin sealant agents: clinical application of Tachosil<sup>®</sup> in abdominal surgery. Six years experience in an emergency surgery department and review of the literature. *Il Giornale di chirurgia*. 2018;39(5):326-30.
- (5) [Data on file] Weber. Summary of animal studies to test three different hemostatic devices, which are used to stop severe liver bleeding (2006).
- (6) [Data on file] Weber. Research program testing hemostatic compress material (Sangustop) in a functionality study (Hemostasis of severe liver bleedings) (2007).
- (7) Chattopadhyay S, Raines RT. Review collagen-based biomaterials for wound healing. *Biopolymers*. 2014;101(8):821-33.

B. Braun Surgical, S.A. | Carretera de Terrassa, 121 | 08191 Rubí | Spain  
Phone +34 93 586 6200 | Fax +34 93 588 1096 | [www.bbraun.com](http://www.bbraun.com)

## AESCULAP® – a B. Braun brand

Aesculap AG | Am Aesculap-Platz | 78532 Tuttlingen | Germany  
Phone +49 7461 95-0 | Fax +49 7461 95-2600 | [www.aesculap.com](http://www.aesculap.com)

The main product trademark „AESCULAP“ and the product trademark „Sangustop“ are registered trademarks of Aesculap AG.

The product trademark "TachoSil" is a registered trademark of Takeda Pharmaceutical Company Limited.

Subject to technical changes. All rights reserved. This brochure may only be used for the exclusive purpose of obtaining information about our products. Reproduction in any form partial or otherwise is not permitted.